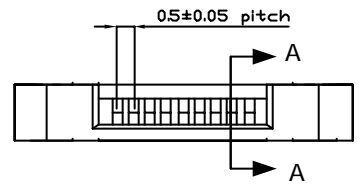
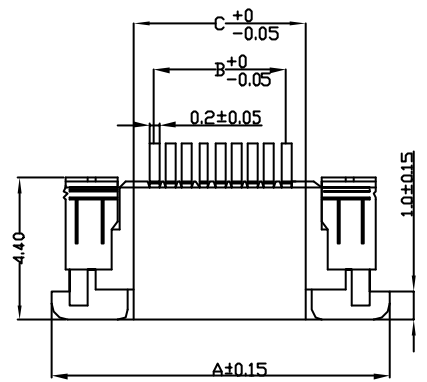
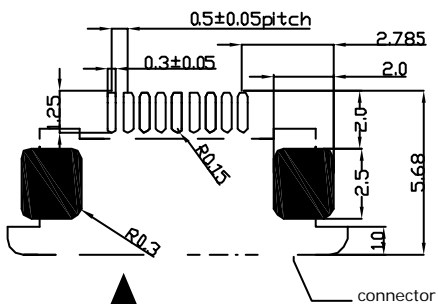


更改 REV	設 變 內 容 MODIFICATION	日 期 DATE	修 改 DRAW

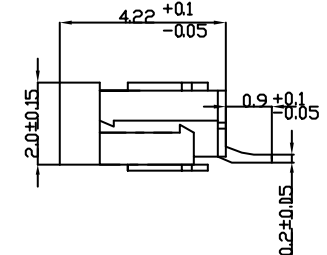
CKT.	Catalog Number	A	B	C	CKT.	Catalog Number	A	B	C
04	FC201-04	7.90	1.50	2.60	33	FC201-33	22.40	16.00	17.10
05	FC201-05	8.40	2.00	3.10	34	FC201-34	22.90	16.50	17.60
06	FC201-06	8.90	2.50	3.60	35	FC201-35	23.40	17.00	18.10
07	FC201-07	9.40	3.00	4.10	36	FC201-36	23.90	17.50	18.60
08	FC201-08	9.90	3.50	4.60	37	FC201-37	24.40	18.00	19.10
09	FC201-09	10.40	4.00	5.10	38	FC201-38	24.90	18.50	19.60
10	FC201-10	10.90	4.50	5.60	39	FC201-39	25.40	19.00	20.10
11	FC201-11	11.40	5.00	6.10	40	FC201-40	25.90	19.50	20.60
12	FC201-12	11.90	5.50	6.60	41	FC201-41	26.40	20.00	21.10
13	FC201-13	12.40	6.00	7.10	42	FC201-42	26.90	20.50	21.60
14	FC201-14	12.90	6.50	7.60	43	FC201-43	27.40	21.00	22.10
15	FC201-15	13.40	7.00	8.10	44	FC201-44	27.90	21.50	22.60
16	FC201-16	13.90	7.50	8.60	45	FC201-45	28.40	22.00	23.10
17	FC201-17	14.40	8.00	9.10	46	FC201-46	28.90	22.50	23.60
18	FC201-18	14.90	8.50	9.60	47	FC201-47	29.40	23.00	24.10
19	FC201-19	15.40	9.00	10.10	48	FC201-48	29.90	23.50	24.60
20	FC201-20	15.90	9.50	10.60	49	FC201-49	30.40	24.00	25.10
21	FC201-21	16.40	10.00	11.10	50	FC201-50	30.90	24.50	25.60
22	FC201-22	16.90	10.50	11.60	51	FC201-51	31.40	25.00	26.10
23	FC201-23	17.40	11.00	12.10	52	FC201-52	31.90	25.50	26.60
24	FC201-24	17.90	11.50	12.60	53	FC201-53	32.40	26.00	27.10
25	FC201-25	18.40	12.00	13.10	54	FC201-54	32.90	26.50	27.60
26	FC201-26	18.90	12.50	13.60	55	FC201-55	33.40	27.00	28.10
27	FC201-27	19.40	13.00	14.10	56	FC201-56	33.90	27.50	28.60
28	FC201-28	19.90	13.50	14.60	57	FC201-57	34.40	28.00	29.10
29	FC201-29	20.40	14.00	15.10	58	FC201-58	34.90	28.50	29.60
30	FC201-30	20.90	14.50	15.60	59	FC201-59	35.40	29.00	30.10
31	FC201-31	21.40	15.00	16.10	60	FC201-60	35.90	29.50	30.60
32	FC201-32	21.90	15.50	16.60					



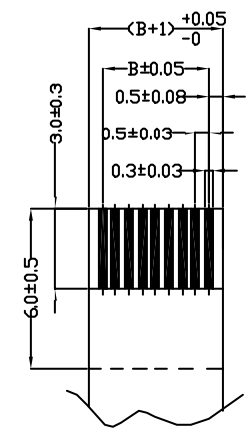
PCB Layout



FPC/FFC INSERT DIRECTION



SECTION A-A



NOTE: 1.MATERIAL:
HOUSING: NYLON UL 94V-0
CONTACT: PHOSPHOR BRONZE
PLATING: TIN
TEMPERATURE: -20°C TO +85°C

2.SPECIFICATION:
SIZE: 4 TO 60 CIRCUITS
FOR 0.5mm THICK FFC/FPC.
VOLTAGE: 50V
CURRENT: 0.5A
CONTACT RESISTANCE: 20mΩ MAX.
DIELECTIC WITHSTANDING VOLTAGE: 500V AC

DIMENSION IN mm [inch]			 廣茂股份有限公司 COMMA ELECTRONIC INC.	
TOLERANCE UNLESS OTHERWISE SPECIFIED			名稱 TITLE	CUSTOMER DRAWING
.X±0.3	X'± 1'	審核 APPROVE	案 號 FILE NO.	圖 號 DWG NO.
.XX±0.20	.X'± 0.5'	核 對 CHECK	FPS0.5-51XX	FPS0.5-51XX
.XXX±0.100	.XX'± 0.25'	製 圖 DRAW	圖紙 SIZE	角法 PROJ.
			A4	張數 SHEET
				1
			比例 SCALE	更改 REV
			4:1	A