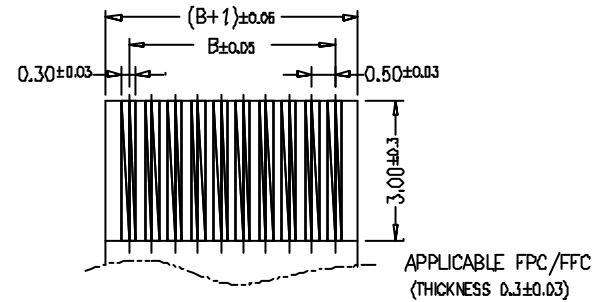
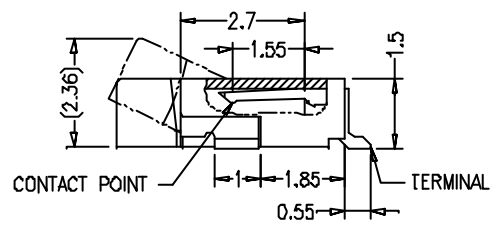
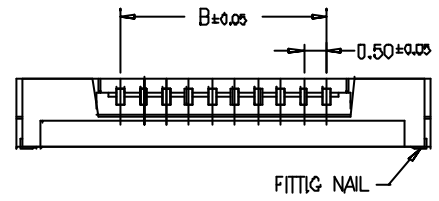
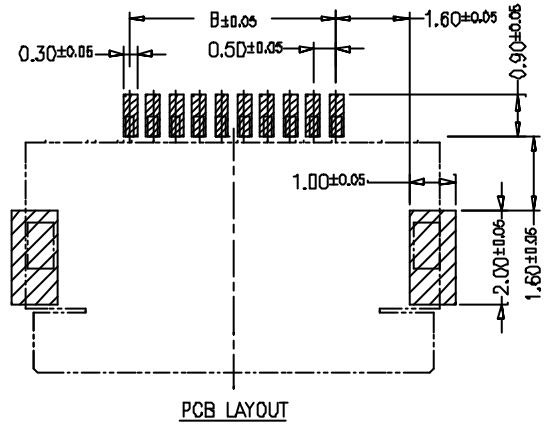
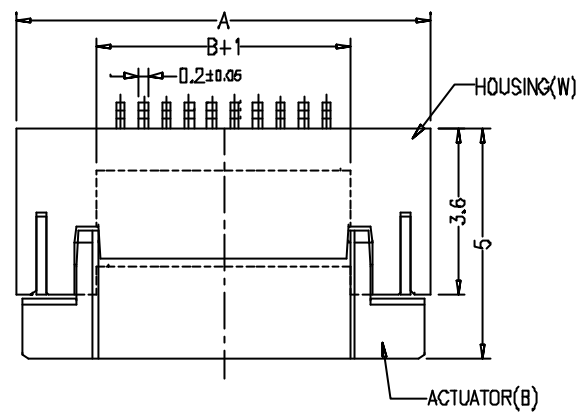


1 2 3 4 5 6 7 8

更改 REV	設 變 內 容 MODIFICATION	日 期 DATE	修 改 DRAW



CKT	A	B	CKT	A	B
24	16.1	11.5	4	6.1	1.5
25	16.6	12.0	5	6.6	2.0
26	17.1	12.5	6	7.1	2.5
27	17.6	13.0	7	7.6	3.0
28	18.1	13.5	8	8.1	3.5
29	18.6	14.0	9	8.6	4.0
30	19.1	14.5	10	9.1	4.5
31	19.6	15.0	11	9.6	5.0
32	20.1	15.5	12	10.1	5.5
33	20.6	16.0	13	10.6	6.0
34	21.1	16.5	14	11.1	6.5
35	21.6	17.0	15	11.6	7.0
36	22.1	17.5	16	12.1	7.5
37	22.6	18.0	17	12.6	8.0
38	23.1	18.5	18	13.1	8.5
39	23.6	19.0	19	13.6	9.0
40	24.1	19.5	20	14.1	9.5
45	26.6	22.0	21	14.6	10.0
50	29.1	24.5	22	15.1	10.5
			23	15.6	11.0

NOTES:
 MATERIAL:
 HOUSING: HIGH-TEMP THERMOPLASTIC UL94V-0
 ACTUATOR: HIGH-TEMP THERMOPLASTIC UL94V-0
 TERMINAL: COPPER ALLOY TIN PLATED
 FITTING NAIL: COPPER ALLOY TIN PLATED

DIMENSION IN mm [inch]				
TOLERANCE UNLESS OTHERWISE SPECIFIED			名稱 TITLE FPC CONN. ZIF SMT	
.X±0.3	X.*± 1'	審核 APPROVE	CUSTOMER DRAWING	
.XX±0.20	.X.*± 0.5'	核對 CHECK	案號 FILE NO. FPS0.5-11XX	圖號 DWG NO. FPS0.5-11XX
.XXX±0.100	.XX.*± 0.25'	製圖 DRAW	圖紙 SIZE A4	角法 PROJ. 張數 比例 1:1 SHEET 1 / 1 更改 A REV

1 2 3 4 5 6 7 8

F
E
D
C
B
A

F
E
D
C
B
A