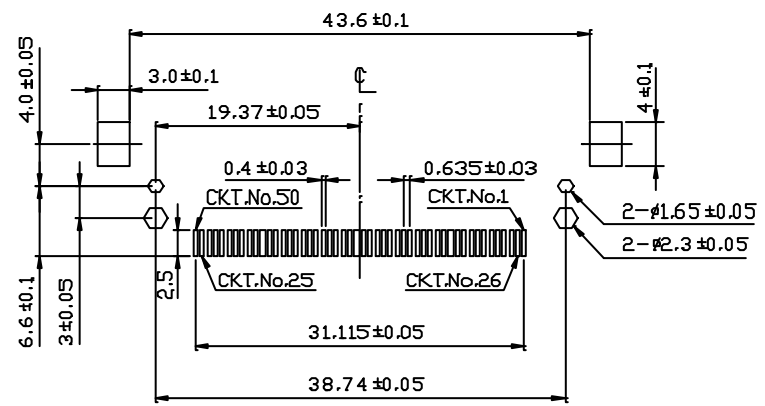
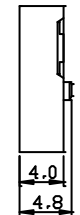
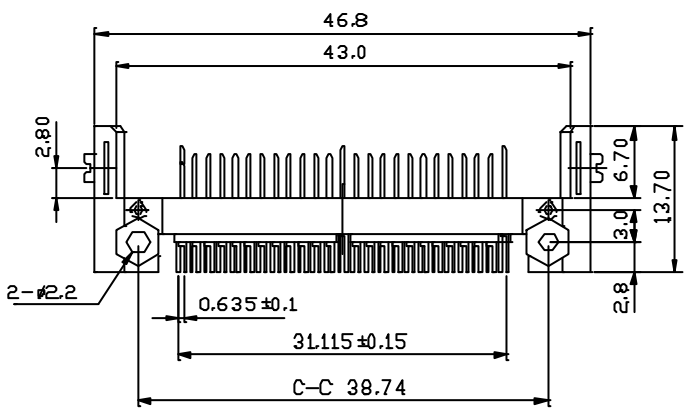
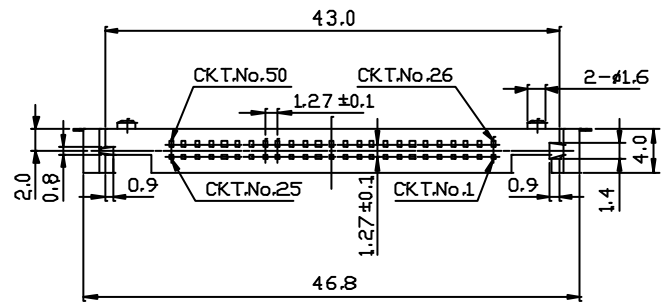


1 2 3 4 5 6 7 8

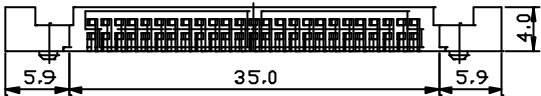
ORDER INFORMATION:

CFS1.27- X X X X
Header Type: Stand Off: Contact Plating: Attachment:
 0:Type IA 9:Type IAR 0:0mm 1:Gold Flush 0:White W/O Nut
 1:Type IAR A:Type IIB,BO 1:1.64mm 2:5u" Gold Sel. 1:White W/ Nuts
 2:Type IB B:Type IIBR 2:2.20mm 3:10u" Gold Sel.
 3:Type IBR C:Type IE 3:1.70mm 4:15u" Gold Sel.
 4:Type IC D:Type IF
 5:Type ICR E:Type IGO
 6:Type ID F:Type IGOR
 7:Type IDR G:Type IIBDRS
 8:Type IIA

更改 REV	設 變 內 容 MODIFICATION	日 期 DATE	修 改 DRAW



RECOMMENDED P.C.B. LAYOUT



NOTES:
 1.MATERIAL:
 INSULATOR:GLASS REINFORCED LCP UL94V-0
 CONTACT:BRASS ALLOY
 MOUNT EAR:BRASS; TIN PLATED OVERALL
 2.CONTACT PLATING:
 CONTACT AREA:GOLD PLATING OVER 40u" NICKEL
 SOLDER TAIL AREA:100u" TIN PLATING OVER 40u" NICKEL

DIMENSION IN mm [Inch]			 康茂股份有限公司 CUSTOMER DRAWING	
TOLERANCE UNLESS OTHERWISE SPECIFIED			名稱 TITLE	CF Card Header SMT 50P Type I (F)
.X±0.3	X:± 3'	審核 APPROVE	案號 FILE NO.	60138020
.XX±0.20	.X'± 0.5'	核對 CHECK	圖號 DWG NO.	CFS1.27-D020
.XXX±0.100	.XX'± 0.25'	製圖 DRAW	圖紙 SIZE	A4
		角法 PROJ.	日期 DATE	05/09/03
		比例 SCALE	更改 REV	A

1 2 3 4 5 6 7 8

F
E
D
C
B
A

F
E
D
C
B
A